


13



14




Use C1 as an axle to join the wheels under the tractor


# TRACTOR CONSTRUCTION SET



## INSTRUCTIONS




### 227 PIECES



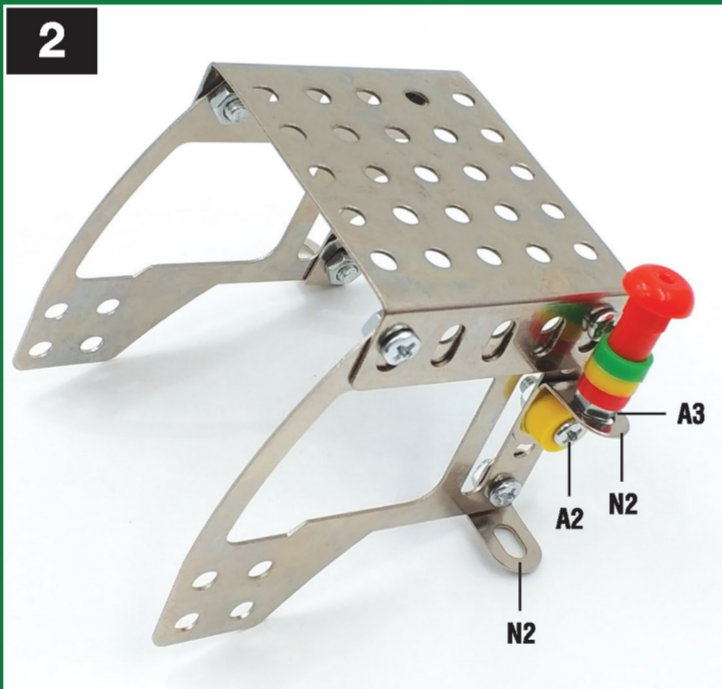
THE GIFT BOX COMPANY

**CUSTOMER CARE:** Our construction sets are hand packed so from time to time you may find you have too many pieces, and sometimes unfortunately too few. If you are missing a piece(s) please email [customercare@thegiftboxcompany.co.uk](mailto:customercare@thegiftboxcompany.co.uk) with a list of the parts and their part number along with your name and full address. We will aim to send you the missing piece(s) within 48 hours from receipt of your email. If you do not have access to email please call 01483 769415.


1




2




7




8




3




9



10




4




Seat:  
2x L1 attached  
to N2 with the base  
also attached to T3


5



6



11



12

